

LOG BOOK

This log book has a total of 23 pages • Also available at <https://drivers.spasixhours.com/>

00. OBLIGATION TO SORT BIO-WASTE & SMOKING OUTDOORS
01. TIMETABLE • THURSDAY 25, FRIDAY 26, SATURDAY 27
02. WEDNESDAY 24 • UNTIMED OPEN PRACTICE 103 DB
03. MAP OF THE PADDOCK
04. HOW AND WHEN TO REACH THE PADDOCK ?
05. COMING WITH A MOTOR HOME ?
06. SIGNING ON
07. TRANSPONDERS
08. MANDATORY SAFETY EQUIPMENT
09. INSPECTION OF EQUIPMENT
10. SCRUTINEERING OF THE CAR
11. BRIEFING : SCHEDULE
12. REGULATIONS
13. NOISE REGULATIONS
14. RADIO COMMUNICATION AUTHORISATION
15. OIL POLLUTION PREVENTION
16. SECURITY FIRE INSTRUCTIONS / FUEL
17. MANDATORY SAFETY EQUIPMENT



GO TO

[DRIVERS WEBSITE](#)



GO TO

[RACE RESULTS](#)



GO TO

[VIRTUAL NOTICE BOARD](#)



GO TO

[SPECTATORS WEBSITE](#)

00. Obligation to sort bio-waste & Smoking outdoors

From now on all bio-waste must be subject to specific sorting. The entire site will be equipped with a certain number of bins dedicated specifically to bio-waste, along with the usual all-purpose, PMC (plastic, metal, drink containers), paper/cardboard bins and bottle banks. These bins will be located in boxes, near “food & beverage” outlets, paddocks, etc.



The Spa-Francorchamps Circuit herewith asks that you scrupulously respect these new legal obligations. Penalties may be imposed in the event of proven **infringements**.



Smoking is now prohibited in public outdoor areas. **Designated smoking zones** will be set up in the paddocks and around the Circuit.



TIMETABLE 2025

V#3 • Dated 18/07/2025

THURSDAY, SEPTEMBER 25

					Max dB	Grid
09.00 - 09.25	25'	Free Practices	Historic F3 1000cc & HGPCA (Fee-based session)	No limit dB	9&3	
09.40 - 10.20	40'	Qualifying 1	GT3 Legends	No limit dB	7	
10.35 - 11.05	30'	Qualifying	Classic Sports Car Club & British HTGT Competition	105 dB	10	
11.20 - 11.40	20'	Qualifying 1	Classic GP – Historic F1 Pre-1986	No limit dB	2	
11.55 - 12.25	30'	Qualifying	Youngtimer Touring Car Challenge - YTCC	No limit dB	11	
12.40 - 13.20	40'	Qualifying	Historic Championship '65 & '81	112 dB	8	
13.35 - 14.05	30'	Qualifying	RAC Woodcote Trophy & Stirling Moss Trophy	112 dB	6	
14.20 - 14.50	30'	Qualifying	HGPCA ~ Pre '66 Grand Prix Cars	No limit dB	3	
15.05 - 15.30	25'	Qualifying	Historic F3 1000cc European Trophy	No limit dB	9	
15.45 - 16.05	20'	Free Practices 1	Alfa Revival Cup	No limit dB	4	
16:20 - 16.40	20'	Qualifying 2	Classic GP – Historic F1 Pre-1986	No limit dB	2	
16.55 - 17.15	20'	Qualifying 2	GT3 Legends	No limit dB	7	
17.35 - 18.15	40'	Race 1	Classic Sports Car Club & British HTGT Competition	105 dB	10	
18.35 - 19.05	30'	Race 1	Youngtimer Touring Car Challenge - YTCC	No limit dB	11	

FRIDAY, SEPTEMBER 26

09.00 - 09.30	30'	Qualifying	Pre-War Sports Cars	112 dB	5	
09.45 - 10.05	20'	Free Practices 2	Alfa Revival Cup	No limit dB	4	
10.25 - 10.50	25'	Race 1	Historic F3 1000cc European Trophy	No limit dB	9	
11.10 - 12.40	90'	Race	Historic Championship '65 (60 min) & '81 (90 min)	112 dB	8	
13.00 - 13.30	30'	Race 1	HGPCA ~ Pre '66 Grand Prix Cars	No limit dB	3	
13.50 - 14.30	40'	Race 2	Classic Sports Car Club & British HTGT Competition	105 dB	10	
14.50 - 15.10	20'	Race 1	Classic GP – Historic F1 Pre-1986	No limit dB	2	
15.25 - 15.55	30'	Qualifying	Alfa Revival Cup	No limit dB	4	
16.15 - 16.45	30'	Race 2	Youngtimer Touring Car Challenge - YTCC	No limit dB	11	
17.05 - 18.05	60'	Race	RAC Woodcote Trophy & Stirling Moss Trophy	112 dB	6	
18:20 - 19.50	90'	Qualifying	Spa Six Hours Endurance	112 dB	1	
20.10 - 21.00	50'	Race 1	GT3 Legends	No limit dB	7	

SATURDAY, SEPTEMBER 27

09.10 - 09.40	30'	Race 3	Youngtimer Touring Car Challenge - YTCC	No limit dB	11	
09.55 - 10.20	25'	Race 2	Historic F3 1000cc European Trophy	No limit dB	9	
10.40 - 11.40	60'	Race	Alfa Revival Cup	No limit dB	4	
12.00 - 12.50	50'	Race 2	GT3 Legends	No limit dB	7	
13.10 - 13.40	30'	Race 2	HGPCA ~ Pre '66 Grand Prix Cars	No limit dB	3	
14.00 - 14.40	40'	Race	Pre-War Sports Cars	112 dB	5	
15.00 - 15.20	20'	Race 2	Classic GP – Historic F1 Pre-1986	No limit dB	2	
15.50 - 21.50	360'	Race	Spa Six Hours Endurance	112 dB	1	

02. Wednesday 24 • Untimed open practice 103 dB

Wednesday, September 24 is reserved for untimed open practice for the drivers and cars of the following series:

- # SPA SIX HOURS ENDURANCE
- # ALFA REVIVAL CUP
- # RAC WOODCOTE TROPHY & STIRLING MOSS TROPHY
- # GT3 LEGENDS
- # HISTORIC CHAMPIONSHIP '65 & '81
- # CLASSIC SPORTS CAR CLUB & BRITISH HTGT COMPETITION
- # YOUNGTIMER TOURING CAR CHALLENGE – YTCC

SCHEDULE OF THE DAY :

Session 1 • 09:05 – 09:55
Session 2 • 11:05 – 11:55
Session 3 • 13:00 – 13:50
Session 4 • 15:00 – 15:50
Session 5 • 15:55 – 16:45

Noise limit : max 103 dB on track per car.

A static control will be done before the car takes to the track of the circuit. Maximum permitted: 107 dB, measured at the exhaust pipe.

**Max
103 dB**

Cost: EUR 220 VAT included per session and per car.

Payment in cash or by credit card.

There are no reservations for untimed open practice. Go to the administrative checks on Wednesday morning, 1st floor of the F1 Pit Building – room 115, from 8:00 a.m., to buy your ticket for the session(s) of your choice.

- All cars of the series mentioned above share the track, without distinction of year, cubic capacity or group.
- No passenger allowed in the cars taking part in untimed open practice. A derogation request can be submitted to Roadbook (contact@roadbook.net) for professional or similar instructors.
- The technical inspection of the car is not necessary to participate in the non-timed free practice.
- The spirit of competition is not required, but friendliness and respect for all participants, regardless of the category of the car.
- The circuit security service as well as the marshals will ensure that this spirit is respected. The competent authorities may exclude the car from the meeting (Thursday – Friday – Saturday), if the noise standards are not respected or in the event of dangerous behaviour on the track.

Forecast map of the paddocks • V2 • 09/09/2025



04. How and When to reach the paddock ?

For all the series • See the Map of the Paddock

- In due time, you will get an email with the e-vouchers (in PDF format) from your promoter to enter the paddock with vehicles. We use code-bar meaning they are individual but not nominative.
- All persons present in the vehicle will receive a wristband valid for the entire meeting.
- Print the e-vouchers page, one per vehicle, and give it to the steward at the Gate:

FOR TRUCKS • MECHANICS • CAR-WORKSHOP • CAR + TRAILER:

→ Entrance **BLANCHIMONT** gate (maximum 4m height permitted)

Motorway Verviers - St.Vith (E421-A27) → Exit n°11 : Stavelot

FOR PRIVATE CARS:

→ Entrance **BLANCHIMONT** gate (maximum 2m20 height permitted)

Motorway Verviers - St.Vith (E421-A27) → Exit n°11 : Stavelot

Private cars will be parked in the **ORANGE** paddock to reduce the number of private cars in the paddocks.



!! STER gate is closed for cars. Pedestrian Only.

- In exchange for the “Authorized Access Pass” page, the steward will stick on the windscreen of your vehicle the correct sticker-pass, according to the function of your vehicle.
- When you have the sticker on your windscreen you are free to leave or enter the paddock or car park 24h/24h **through BLANCHIMONT gate.**

WHEN :

Tuesday, September 23: from 20:30 to 22:30

The teams arriving before 20:30 or after 22:30 will be parked on standby in the karting area outside the circuit.

Wednesday, September 24: from 07:00 to 22:30

Thursday, September 25: from 07:00 to 22:30

05. Coming with a Motor Home ?

The access to the circuit for any motorhome will be allowed on reservation only and a 50 EUR fee per motorhome (all taxes included) no matter where you are located.

A Motorhome Village, located next to the F1 grandstand opposite the F1 garages, will accommodate motorhomes throughout the event. The Motorhome Village will offer a limited number of electrical hook-ups (available on a first-come, first-served basis), toilets, waste management services, and water supply. Specific arrangements can be made for teams located in the paddocks.

Please get in touch with Anne at anne@roadbook.net for more information.

06. Signing on

Location: **1st floor of the F1 Pit Building - Room 115**

Wednesday, September 24: from 08:00 till 11:45 & from 12:30 till 18:30
and/or Thursday, September 25: from 08:00 till 60 minutes before your practices
and/or Friday, September 26: from 08:00 till 60 minutes before your practices

- Wristbands for Pitlane and Track will be given to each team and driver.

07. Transponders

Transponders will be recorded in the signing on room at the same time as your licence check. Only AMB transponders will be used. If your car has no transponder or a Chronolec transponder, we will provide you an AMB transponder in exchange for the licence of the driver.

The cost of transponder rental for the whole weekend is 30 EUR all taxes included.

Payment by credit card or cash on site.

08. Mandatory Safety Equipment

RACB Sport would like to remind what is the minimum equipment required to compete in Belgium, in order to avoid drivers being forced to buy new equipment on site or, at the worst being prevented from racing. See [Mandatory Safety Equipment](#) at the end of this book.

09. Inspection of Equipment

At signing on, you will get your personal **Inspection of Equipment** form.

The Equipment of each driver must be inspected. Inspection of equipment (helmet, overalls, gloves, shoes...) will be done in the **room 127, 1st floor F1 Pit Building**. See [Mandatory Safety Equipment](#) at the end of this book.

Location: **room 127, 1st floor F1 Pit Building.**

Wednesday, September 24: from 08:00 till 11:45 & from 12:30 till 18:30
and/or Thursday, September 25: from 08:00 till 60 minutes before your practices
and/or Friday, September 26: from 08:00 till 60 minutes before your practices

10. Scrutineering of the Car

At signing on, you will get your **Scrutineering of the Car** form as well as the practical details to reach the technical area. See [Mandatory Safety Equipment](#) at the end of this book.

- Cars located in F1 garages or Endurance garages will be checked in their garage.
The scrutineer goes to the car.
- Cars located inside the paddock will be checked in their own paddock.
The car goes to the scrutineer area.

For all series, technical control will take place on Wednesday from 8h15 and throughout the day, until 18h30.

On Thursday, priority will be given to the grids according to the timing of the qualifying sessions of the day.

11. Briefing : Schedule

Briefing is **mandatory** for all drivers. If no fine for non-presence at the briefing is mentioned in the series regulations, a fine of 250 EUR will be charged for non-presence at the briefing(s).

- If the briefing of your race is at the same time as the qualifying practice of another race you are in, please advise us at signing on.

Location: 1st floor Pit Building - Room 132

BY SERIES	Th. 25	Fr. 26	BY SCHEDULE	Th. 25
#1. SPA SIX HOURS ENDURANCE		16:10	#7. GT3 LEGENDS	08:10
#2. CLASSIC GP – HISTORIC F1 PRE-1986	09:35		#10. CSCC & BRITISH HTGT COMPETITION	08:50
#3. HGPCA	12:45		#2. CLASSIC GP – HISTORIC F1 PRE-1986	09:35
#4. ALFA REVIVAL CUP	14:15		#11. YTCC	10:20
#5. PRE-WAR SPORTS CARS		08:15	#8. HISTORIC CHAMPIONSHIP '65 & '81	11:00
#6. RAC WOODCOTE T. & STIRLING MOSS T.	12:00		#6. RAC WOODCOTE T. & STIRLING MOSS T.	12:00
#7. GT3 LEGENDS	08:10		#3. HGPCA	12:45
#8. HISTORIC CHAMPIONSHIP '65 & '81	11:00		#9. HISTORIC F3 1000CC EUROPEAN T.	13:30
#9. HISTORIC F3 1000CC EUROPEAN T.	13:30		#4. ALFA REVIVAL CUP	14:15
#10. CSCC & BRITISH HTGT COMPETITION	08:50			Fr. 26
#11. YTCC	10:20		#5. PRE-WAR SPORTS CARS	08:15
			#1. SPA SIX HOURS ENDURANCE	16:10

12. Regulations

- Regulations of the Meeting and the Series – [See website](#)
- Penalties applied by the Race Director – [See website](#)

13. Noise Regulations

Whatever the car, drivers must meet the noise standards set by the circuit.

The maximum sound level permitted is mentioned for each race in the timetable of the meeting.

This is the maximum sound level per car, on the track (dynamic control), measured at 15m from the centreline of the track.

If the noise limit is not respected, the car is stopped and a static control is carried out. However, should it be observed that the car exceeds on three consecutive occasions the maximum permitted during the dynamic control, it will be excluded from the meeting.

14. Radio Communication Authorisation

Official communication from the Belgian Institute for Postal services and Telecommunications (BIPT)

Every user of radio communication equipment is obliged to be in possession of the authorization title to use his equipment on the circuit of Spa-Francorchamps during the meeting of the Spa Six Hours.

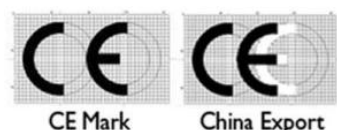
Controls will be carried out by the BIPT at Spa-Francorchamps and, in the event of non-compliance, may result in legal proceedings and seizure of radio equipment.

It is therefore imperative to apply for the required permits [via the BIPT website](#).

Read also: <https://www.bipt.be/consumers/events>

BIPT also points out that the equipment used must comply with the regulations. Some companies would provide non-compliant equipment. One of the sine qua non conditions for a material to comply is that it bears the CE marking.

Pay attention, the "CE" marking should not be confused with the label "China Export ». Any non-compliant equipment will be seized by BIPT.




15. Oil Pollution Prevention

Official communication from the management of the Spa-Francorchamps circuit.

Every team must use a sheet of plastic or an oil drip tray under the racing car to protect the ground against oil pollution. If the soil is oil stained, please use oil absorbent granules to clean before leaving the circuit. For every remaining oil stain a penalty of 250 EUR is invoiced by the circuit management to the team.

F1 garages: Please avoid stains, scratches and deterioration in the floor and walls.




16. Security Fire Instructions / Fuel


Security Fire Instructions / Fuel – 1/4

Fuel Safety Rules


No smoking




Fire extinguisher ready




Metal jerry cans
ONLY
(on the ground prior to filling)



Securely tied for transportation



Security Fire Instructions / Fuel – 2/4



Safety measures to prevent fire – Rules linked to:

- Temporary service stations and depots for carburants (liquid and gaseous)
- Transport of liquid carburants

Updated: **MAY 2024**

1. Temporary service station and carburant (liquid & gaseous) depots:

Measures will be implemented before the connection and start of refuelling service

- 1.1 Accessibility to the site for emergency services in the event of an incident in the area concerned must be ensured.
- 1.2 The area of supply (groups, combustibles, depot, pumps, etc.) must be closed off by means of a Heras-type barrier between them, with the help of fixed steel loops. An access area is to be put in place for the entrance and exit of vehicles. An **interior free space 5 metres in size must separate the facilities concerned from the area boundary.**
- 1.3 The aforesaid area is solely intended for the storage of carburants and operations linked to refuelling; it must be out of bounds for the public and cannot be located closer than 5 metres away from any other building or structure.
- 1.4 Areas intended for storage and supply of liquid carburants must be separated from areas reserved for gaseous products.
- 1.5 The site must be constantly monitored (guard, technician).
- 1.6 A speed limit of 25 km/hr must be imposed within the area.
- 1.7 Storage of combustibles and distributors must be protected from vehicles to avoid accidental shock (Jersey barrier).
- 1.8 Only anti-explosive hand pumps, (pneumatic or electric), are authorised.
- 1.9 The various facilities will be set up on a stable flat surface with a maximum slope of 5%.
- 1.10 Connection and disconnection of the reservoirs feeding the supply and refuelling are carried out by trained operators, capable of using this facility.
- 1.11 Mobile carburant reservoirs intended for supplying the pumps are placed on retention trays.
- 1.12 Maintenance of the mobile reservoirs is carried out under the supervision of the operators.

Security Fire Instructions / Fuel – 3/4

- 1.13 If the storage area is separated from the supply area and/or the quantity of flammable liquid is higher than 250 litres or is composed of combustible gas (H2, LPG, etc.), maintenance must be carried out under the supervision of a trained operator experienced in using this facility, in a timeslot when the public is absent, and with the help of an appropriate hoisting machine.
- 1.14 Safety signposting must be provided warning people of the prohibitions, in particular, of smoking, using a mobile phone, as well as dangers linked to gas and the precautions that must be taken (ATEX) in the proximity of the area.
- 1.15 A reserve of absorbent product must be available to the right of each supply unit.
- 1.16 When a pneumatic and/or electric pump is being used, a 50kg polyvalent powder extinguisher is placed in the proximity of **each** supply point. A minimum of two polyvalent powder 6 kg extinguishers is mandatory for hand pumps.
- 1.17 The depot is equipped with a 6 kg polyvalent powder extinguisher **per 5,000 litres** of carburant.
- 1.18 The supply towers (pneumatic or electric) as well as connected casks are put on the ground with the help of equipotential couplings; equipotential clamp connections are not authorised.
- 1.19 Technical facilities (electric, gas, distributor, etc.) must be compliant and approved by an authorising body. Possible temporary facilities must also be subject to monitoring.
- 1.20 Mechanical protection is put in place to protect electric lines and carburant (liquid & gaseous) pipes from all types of degradation or accidental disconnections.
- 1.21 Refuelling is carried out by trained operators, capable of using the facility and equipped with fireproof clothing. Each pump includes an attendant for the refuelling distribution and a teammate for first-intervention response.
- 1.22 The vehicle engine is switched off and **put on the ground (as the case may require)** during refuelling manoeuvres.
- 1.23 When the interim refuelling device is installed within the 24-hour Paddocks, the party and facing garages (including upper terraces) to the device will be unoccupied, except for the safety and refuelling personnel. The electric facility will be neutralised before installation of the device and put back into service one hour after its complete dismantling. The garages will be widely ventilated. Only vehicles fuelled by liquid carburants are authorised to be refuelled there.

====

Security Fire Instructions / Fuel – 4/4

2. Transport of liquid carburant:

- 2.1 The total quantity transported must not exceed 240 litres per transport unit.
- 2.2 Metal containers with a maximum capacity of 60 litres and solidly tied up and wedged to avoid any displacement and friction in a specially-arranged frame for this purpose.
- 2.3 Labels warning of dangers represented by the material must be affixed on the packaging.
- 2.4 Containers that have previously contained other material cannot, in any event, be used for the transport of carburants.
- 2.5 Transport is solely reserved for mobile carburant reservoirs.
- 2.6 There must be an accompanying person equipped with an extinguisher (6 kg powder or 6 litres foam).
- 2.7 Containers, whether empty or full, must always be closed.
- 2.8 There is a speed limit of 25 km/hr on displacement transport.
- 2.9 Transport will be carried out with the help of a utility vehicle designed for loading or via the intermediary of a tow intended for this purpose.
- 2.10 The tractor must be capable both to tow and brake on the load. Tractors equipped with pivoting or fixed wheels are prohibited. This type is reserved for manual carts or forklifts and maximum speed authorised for this type of wheel is 4 km/hr.
- 2.11 The hitching hook and the tractor attachment must be EU approved.
- 2.12 A safety chain or cable solidly attached to the tractor's governor will connect the hitching hook.
- 2.13 Smoking is prohibited, as is producing any type of flame during transport.
- 2.14 The vehicle engine must be turned off during maintenance operations.
- 2.15 Containers will be unloaded from a vehicle prior to any transferring operations.
- 2.16 There is a prohibition on penetrating into the loading part of a closed vehicle transporting flammable liquids, with portable lighting apparatus, except for those designed and made in a way that cannot ignite the flammable vapours that could spread inside.
- 2.17 A technical supervisor or an assessor will be present during the refuelling to monitor respect for these safety rules and impose sanctions in the event they are not respected.

=====